

AM/FM Stereo Receiver

DRA-395**DENON****Innovative Chassis Design and Multi-room Connectivity**

The DRA-395 is a high-quality stereo receiver that combines real versatility with acclaimed DENON audio technology. The Signal Level Divided Construction (SLDC) chassis, developed by DENON, is used in the DRA-395's audio circuit to ensure that delicate musical signals from such advanced digital sources as DVD and CD are faithfully amplified and transmitted to the speakers. The amp's 80W + 80W of power provides abundant support not only for two speakers in one room but for speaker systems in other rooms as well, utilizing the DRA-395's versatile multi-room connection capabilities.


SLDC
 SIGNAL LEVEL DIVIDED CONSTRUCTION

Multi Room
 Music Entertainment System

■ High-quality Power Amplifier

With 80 watts of power per channel (at 8 ohms, 20 Hz - 20 kHz, 0.08% THD), the DRA-395 delivers solid, reliable audio performance even when driving both A and B speaker systems at the same time.

■ Multi Source Function*

The DRA-395's Multi Source function lets you enjoy two different programs, simultaneously in two or more areas of your home. You can listen to a CD or the tuner in one room, for instance, while another family member watches a DVD video or video tape in the other room. Dedicated multi-room outputs, with volume level adjustment via remote control, are provided for connection to powered speakers or an additional amplifier (sold separately) in Zone 2 and Zone 3.

*The Main Room and Zone 4 share the same source, while the source selected in Zone 2 is also transmitted to Zone 3.

■ Room-to-Room Remote Control with Remote IN/OUT Terminals

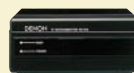
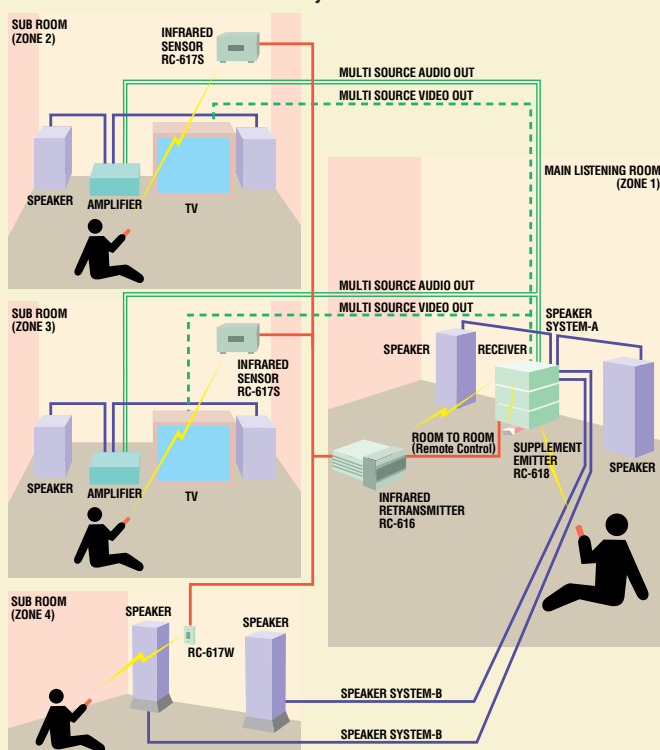
External remote control equipment including IR re-transmitters and IR remote receivers, such as DENON's separately available RC-616/617S/617W/618 IR devices, can be connected to the DRA-395's IR remote input and output terminals. (See diagram.)

DENON also offers separately available RC-8000/8001ST radio controlled (RF) devices that do not require any wired connections for room-to-room remote control.

■ Convenient Remote Controller (RC-894)

The DRA-395 comes with a remote control unit containing codes that operate other DENON components in the system.

Multi Room Music Entertainment System



RC-616



RC-617S



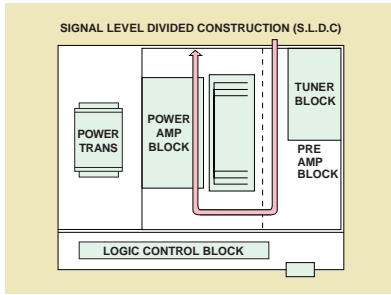
RC-617W



RC-618

Signal Level Divided Construction Chassis Design

The circuit handling low-level signals has been divided into separate blocks to ensure that influences from these signals on each other are held to an absolute minimum. This new chassis design, known as the Signal Level Divided Construction (SLDC), preserves the purity of the signal, allowing it to be reproduced with much greater fidelity and clarity.



Easy Simulcast Recording

This feature not only permits reception and recording of FM/TV simulcast programs onto videotape, but it can also be used to combine, for example, the sound from a CD with the picture from a video disc.

Record Out Selector

Lets you listen to one source (example: Tuner), while recording another source (example: CD). Ideal for making unattended tape copies.

Video Terminals

Stereo video sources, such as hi-fi VCR, stereo TV, and DVD can all be easily connected to the DRA-395's VDP, VCR and Video Aux terminals.

Video Select Function

Allows you to select a video source, and then select an alternate audio input source, ideal for simulcasting, as well as watching TV sports programs while listening to radio commentary.

40-Station AM/FM Random Preset Memory Tuning

Auto Preset Memory

FM stations can be searched by the tuner, and automatically stored in the preset memory up to 40 stations, ideal for locales with many FM stations.

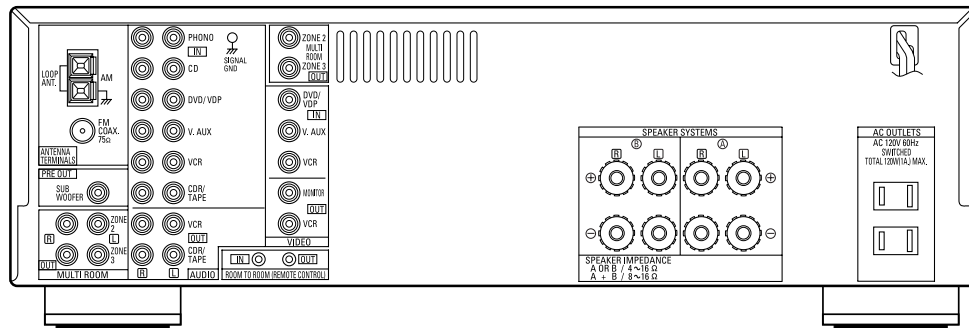
Sophisticated Tuning Circuit Design

Thanks to the PLL circuit design, reception drift is a thing of the past. The DRA-395 also has a 4-pole varactor diode in its front end to guarantee accurate input of station frequencies.

- Auto scanning of radio frequency bands
- Fast up/down manual tuning
- Manual step tuning
- Last-channel-tuned memory

Other Useful Features

- Bass and Treble Tone Controls
- Tone Defeat
- Muting Function via remote controller
- A/B Speaker Switching
- Last Function Memory
- Switched AC Outlets



Specifications

Power Amplifier Section

Rated output 80 W + 80 W (8 ohms, 20Hz - 20kHz, THD 0.08 %)
 Total harmonic distortion 0.009 % (-3 dB at rated output, 8 ohms)
 Frequency response..... 10 Hz - 50 kHz ±1.5 dB (at 1 W)

Preamplifier Section

Input sensitivity/Impedance
 PHONO(MM) 2.5 mV/47 kohms
 CD, CD-R/TAPE, DVD/VDP,
 VCR, V-AUX 200 mV/47 kohms
 Output level/Load impedance
 CD-R/TAPE 200 mV/47 kohms
 ZONE 2, ZONE 3..... 1.2 V/47 kohms
 RIAA deviation ±0.5 dB (20 Hz - 20 kHz)
 Tone control Treble: ±12 dB at 10 kHz
 Bass: ±12 dB at 100 Hz

FM Section

Tuning frequency range 87.5 - 107.9 MHz
 Usable sensitivity 1.4 µV (14.2 dBf)

S/N 50 dB sensitivity Mono: 2.8 µV (20.2 dBf)
 (µV at 75 ohms) Stereo: 23 µV (38.5 dBf)
 S/N ratio (A-weighting) Mono: 80 dB, Stereo: 75 dB
 Total harmonic distortion Mono: 0.15 %, Stereo: 0.3 %
 Capture ratio 1.5 dB
 AM suppression 50 dB
 Image rejection 70 dB
 Effective selectivity 55 dB (±400 kHz)
 Frequency response 30 Hz - 15 kHz, +0.2, -1.5 dB
 Stereo separation 40 dB (1 kHz)

AM Section

Tuning frequency range 520 - 1710 kHz
 Usable sensitivity 18 µV

General

Power supply AC 120 V, 60 Hz
 Dimensions 434 (W) x 147 (H) x 417 (D) mm
 17.1" (W) x 5.8" (H) x 16.4" (D)
 Weight 9.7 kg, 21.4 lbs

*Design and specifications are subject to change without notice.

DENON ELECTRONICS.
 DIVISION OF DENON CORPORATION (USA)
 19 CHAPIN ROAD, P.O. BOX 867, PINE BROOK, NJ 07058-9777, USA
 TEL: 973-396-0810 www.denon.com

DENON CANADA INC.
 17 DENISON STREET, MARKHAM ONTARIO, CANADA L3R 1B5
 TEL: 905-475-4085 www.denon.ca

NIPPON COLUMBIA CO., LTD.
 14-14, AKASAKA 4-CHOME, MINATO-KU, TOKYO 107-8011, JAPAN